


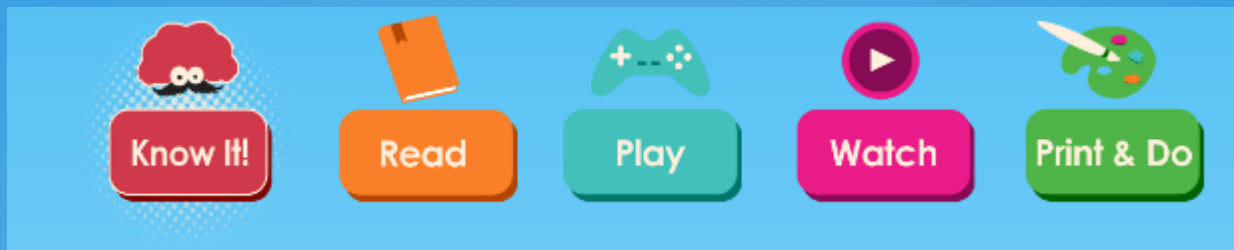
WORLD BOOK: EARLY WORLD OF LEARNING



EARLY WORLD OF LEARNING


- ▶ This World Book resource helps kids interact with reading and learning in a fun way at a young age.
- ▶ The site allows you to stream stories, games and videos but also download mP3 files of nursery rhymes and songs.
- ▶ Early World of Learning has the traditional homepage that offers 5 resources as well as a Classics homepage that offers 3 more resources
- ▶ You do not have to create an account to use this website and the content is available anywhere you have internet

HOME



The home page of Early World of Learning shows you 5 of the 8 resources the site has: Know It!, Read, Play, Watch, Print & Do

Select



to find the 3 other resources.

KNOW IT!

The Know It! resource offers narrated information on animals, people, plants, transportation and weather. You can get extra information by clicking the question marks on the illustration and selecting It's a Fact!

Amazing Birds

There are hundreds of amazing birds on the grasslands. Giant ostriches run along the ground and tiny, colorful weavers fly from tree to tree. You may even spot a hungry vulture swooping through the sky.

A vulture spots a snack from far away with a pair of beady eyes.

It's a Fact!

The screenshot shows an interactive educational interface. At the top left is a small cartoon bird icon. The main title is 'Amazing Birds'. Below the title is a text box with a paragraph about various birds. To the right is a large illustration of a vulture with its wings spread. Several red circles with white question marks are placed on the illustration: one on the vulture's head, one on its wing, one on its tail, and one on its feet. A pink text box with a white 'x' in the top right corner is overlaid on the vulture's body, containing the text 'A vulture spots a snack from far away with a pair of beady eyes.' At the bottom of the slide are navigation controls: a red left arrow, a red right arrow, and a red play button. A red 'X' button is in the top right corner of the slide frame. A red button with the text 'It's a Fact!' is at the bottom center.

READ

The Read resource offers narrated stories under Treks Travels and Welcome to Reading. They differ slightly because Treks Travels focuses on story telling and the lessons within the story while Welcome to Reading challenges your literacy by organizing its stories into reading levels.



PLAY

The Play resource offers four different categories of games. The content in them focus on specific stories like Treks Travels or on general learning. For those games related to stories, the Play resource allows you to click Read the Story and go to the story.

Packing for a Trip: Put the Story in Order

Drag the events from the story into the order in which they happened. Hit the caption to hear it read aloud. When you're done, select Check My Answers.

1 st	 <p>Trek packs all of his clothes and his shoes.</p>	2 nd	 <p>Trek packs his bag for a trip.</p>
3 rd	 <p>Trek's bag is too full! It explodes!</p>	4 th	 <p>Trek starts to pack his bag again.</p>

[Read the Story](#) [Check My Answers](#)

WATCH

- ▶ The Watch resources offers educational videos on a variety of topics. The videos are only a few seconds long.



PRINT & DO

The Print & Do resource allows you to download and print colouring pages with instructions on what to colour in English and Spanish. Choose from nearly 10 topics and browse the colouring pages from within them.

The screenshot displays the 'Print & Do' website interface. At the top, a green banner reads 'Print & Do'. Below this, a navigation bar includes 'Pick a Subject', language options 'English' and 'En Español', and icons for download and print. A dropdown menu is open, showing 'Colors' as the selected subject. A list of subjects is visible, with 'Color in the Parrot' highlighted. To the right, a coloring page for a parrot is shown. The page includes instructions: 'Color the picture using this key.' and a key: 'red = △ yellow = □ blue = ○'. The parrot illustration contains several geometric shapes for coloring. At the bottom of the page, there is a small copyright notice for 'Early World of Learning'.

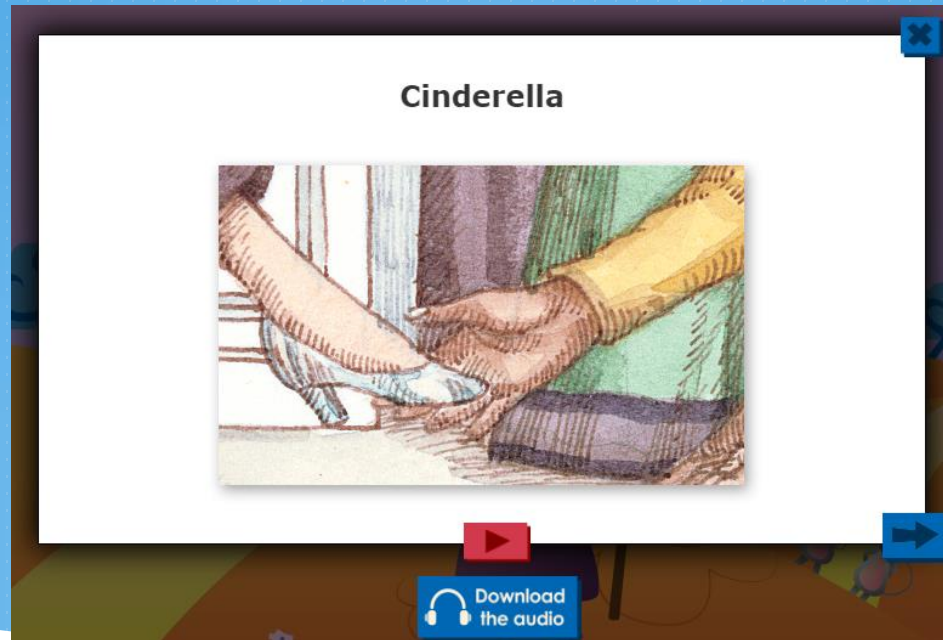
CLASSICS

The Classics home page offers 3 additional resources of stories and music from traditional and classic stories we all know and love.



STORY CORNER

The Story Corner resource allows you to listen to your favourite fairy tales as well as the ability to download the audio of the narration. You can put that mP3 file on your tablet or phone and continue listening.



NURSERY RHYMES

The Nursery Rhymes resource offers narration of short nursery rhymes. The audio can be downloaded and put on your tablet or phone to listen to again.

Diddle, diddle, dumpling, my son John went to bed with his trousers on. One shoe off, and one shoe on. Diddle, diddle, dumpling, my son John.



The illustration shows a young child with blonde hair tucked into a bed with a wooden headboard and footboard. The child is wearing blue pajamas and is holding a teddy bear. The bed is covered with a colorful, patterned blanket. To the right of the bed, there is a red toy train on wheels, a ball with a star and stripes, and a small toy figure. The background is white with faint, colorful patterns.

Navigation icons: back, play, forward, close, and download audio.

SONGS

The Songs resource offers short songs like Baa, Baa Black Sheep and The Animal Fair with illustrations. You can download the audio to these songs and put them onto your tablet or phone to continue listening.

< Songs

Are You Sleeping?

The Alphabet Song

The Animal Fair

Are You Sleeping?

Baa, Baa Black Sheep

Eensy Weensy Spider

Georgie Porgie

Open

QUESTIONS?

Any questions, comments or concerns are welcome. Please feel free to contact:

Samantha Mercer

Digital Learning & Outreach Librarian

smercer@peacelibrarysystem.ab.ca